


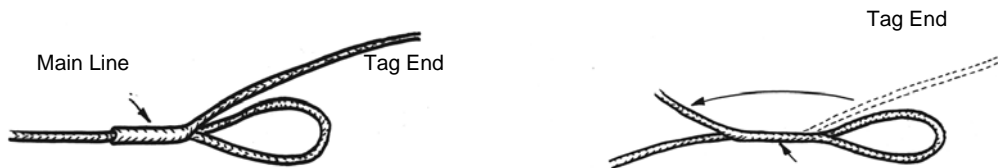


The Spliced Loop

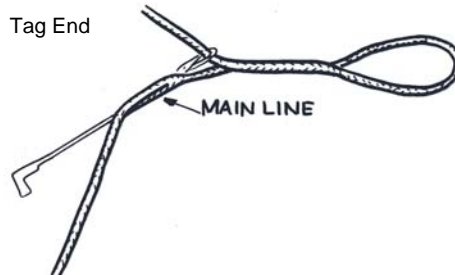
The spliced loop is used when one wants to use the loop to loop connection from the spectra mainline on the reel to a pre-made top-shot or leader.



Insert the splicing needle about 4" - 6" from the end of the hollow spectra. Run the needle about 4" inside the spectra, and catch the mainline with the hook.



Pull the line back through and out, forming a loop, detach the needle. Hold the loop with the thumb and forefinger in one hand. With the other hand, grab the 6" tag end and pull it down towards the main line which literally turns itself inside out.



Insert the needle about an inch beyond the end of the tag end of the main line. Push the needle towards the exit point. Hook the tag end and pull it back down into the main line.



Pull the hook out of the main line, unhook the tag end and smooth out the main line. Trim loose ends.

P.O. Box 1988, Glendora California 91740
office (626) 963-1142 fax (626) 963-8672
tim@swiftymfg.com www.swiftymfg.com

Swiftly Manufacturing is dedicated to helping anglers nurture the environment by providing high quality, environmentally safe fishing products